

# THE MOORE STORAGE UNITS

PBJ  
DESIGNHOUSE  
1968





**#7**

W 282 D 25 H 168 cm

Standard setup: Rails and shelves are in the same colour.

Photo: Black oak/Walnut

## The design is yours - the possibilities are many

Moore is a range of elaborate and floating shelves and cabinets enabling you to design your own wall combination to your exact requirement.

The cabinets have nicely rounded solid edges with mitre joints and the choice of sliding doors or flaps with fabric.

The wall system is created with a light expression, allowing you to design your unique Moore unit to fit the wall space you have available, and in a variety of combinations, colours and types of wood.

The suggested combinations that you see in the brochure always have the same colour of rails and shelves/cabinets by default. If you want to combine different wood finishes, please clearly indicate the surface for each item.





**#12**  
W 220 D 25 H 168 cm  
Photo: Oak oil/Oak oil





**#9**

W 96 D 25 H 72 cm

Standard setup: Rails and shelves are in the same colour.

Photo: Oak oil/Black oak



**#10**

W 96 D 25 H 168 cm

Photo: Oak oil/Oak oil



**#4**

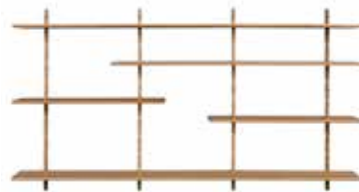
W 220 D 25 H 168 cm

Standard setup: Rails and shelves are in the same colour.

Photo: Black oak/Light oak



**#1**  
W 158 D 25 H 120 cm  
Photo: Walnut/Walnut



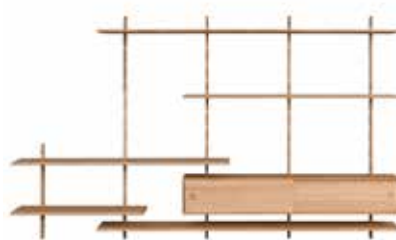
**#2**  
W 220 D 25 H 120 cm  
Photo: Oak oil/Oak oil



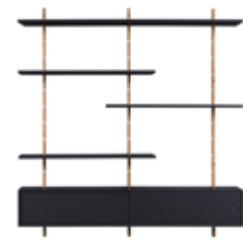
**#3**  
W 220 D 25 H 120 cm  
Photo: Light oak/Light oak



**#6**  
W 220 D 25 H 168 cm  
Photo: Walnut/Walnut



**#8**  
W 282 D 25 H 168 cm  
Photo: Oak oil/Oak oil



**#11**  
W 158 D 25 H 168 cm  
Standard setup: Rails and shelves are in the same colour.  
Photo: Oak oil/Black oak



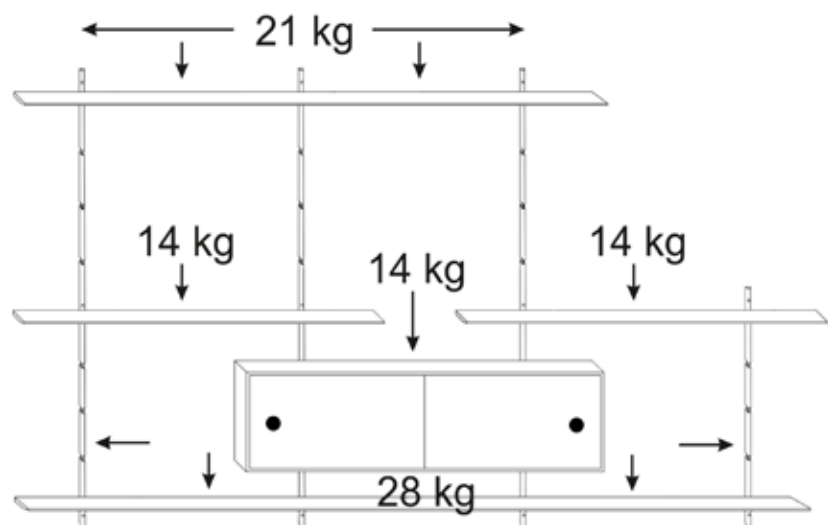
**#13**  
W 220 D 25 H 168 cm  
Photo: Black oak/Black oak

## Frontpage



**#5**  
W 220 D 25 H 168 cm  
Photo: Black oak/Black oak

## Max. load





### Wall mounted shelving system

168 cm #981026  
120 cm #981024  
72 cm #981022  
48 cm #981021



### #981222

W 158 D 25 H 26 cm  
Mounted on 3 rails  
With 2 sliding doors



### Shelves for mounting

Weight per. shelf: 14 kg. per 2 rails.  
220 cm #981123  
158 cm #981122  
96 cm #981121



### #981231

W 96 D 25 H 14 cm  
Mounted on 2 rails  
With drop down flap in black fabric



### #981221


W 96 D 25 H 26 cm  
Mounted on 2 rails  
With 2 sliding doors



### #981232

W 158 D 25 H 14 cm  
Mounted on 3 rails  
With drop down flap in black fabric

## WOOD



043 Light oak  
lacq l



045 Oak natural  
lacq



047 Dark oak  
lacq



049 Smoked oak  
lacq



087 Black oak  
lacq

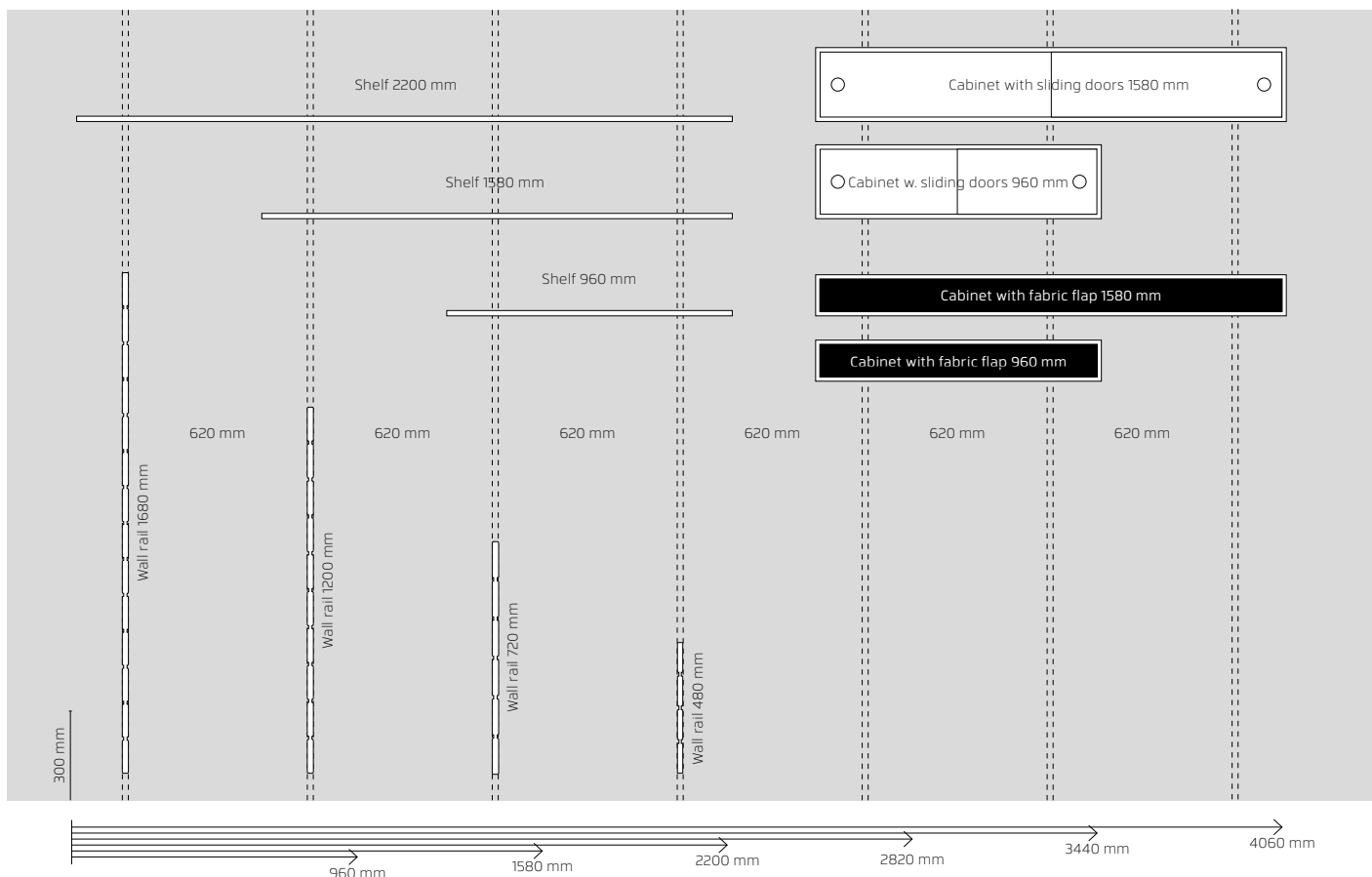


087 Walnut oil

The Moore minimalistic designed wall unit system consisting of floating shelves, wall units and media units will enable you to design your own wall unit combination to your exact requirement. All shelves and wall/media units comes with nicely rounded solid edges with mitre joints with a choice of wooden sliding doors and fabric clad flaps through which the signals from your remote control will easily pass enabling you to operate your various AV-appliances. Moore gives you the unique opportunity to design your own storage or display unit perfect for your home. The suggested combinations that you see in the brochure always have the same colour of rails and shelves/ cabinets by default. If you want to combine different wood finishes, please clearly indicate the surface for each item.


*designed by Michael H. Nielsen*





## DESIGN YOUR OWN

Play with shelves, cabinets and wall rails to design your own Moore storage unit.



**PBJ**  
DESIGNHOUSE  
1968