



■ Vers. 450+338+452

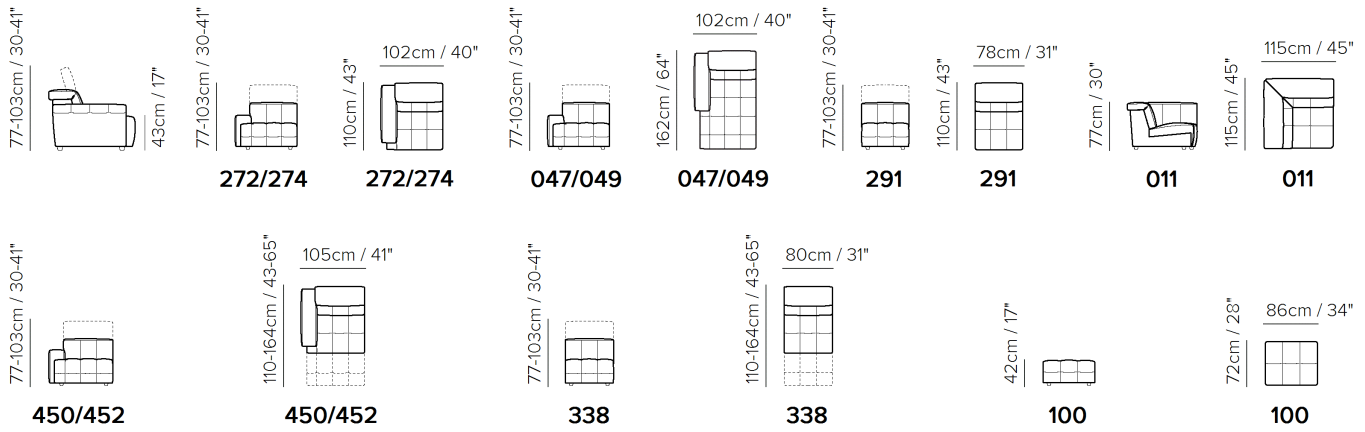


■ Vers. 450+338+452

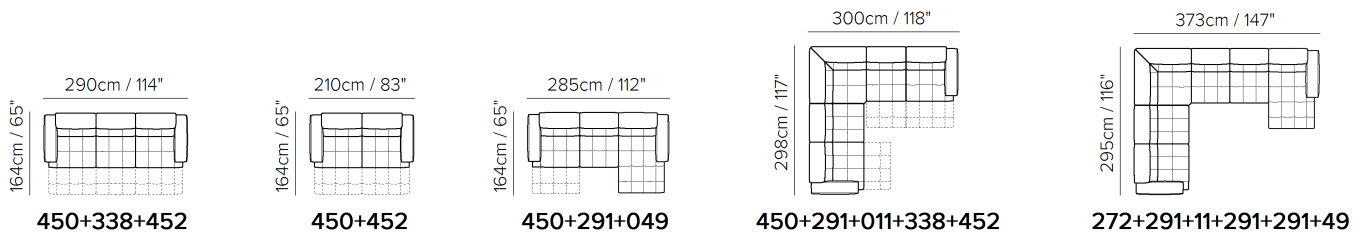


■ Vers. 450+338+291+011+291+049







SCHEMATICS



COMPOSITION EXAMPLES



TECHNICAL INFORMATION

| | | | | | | |
|--|-----------------|--|--|--|--------------------------------------|---|
|  | COVERING | Leather <input checked="" type="checkbox"/> | Soft Cover <input checked="" type="checkbox"/> | | | |
|  | LEGS | Wood <input type="checkbox"/> | Metal <input type="checkbox"/> | Plastic <input checked="" type="checkbox"/> | Castors <input type="checkbox"/> | Upholstered <input type="checkbox"/> |
|  | FILLING | Arms <input type="checkbox"/> Fiber <input checked="" type="checkbox"/> Foam <input type="checkbox"/> Feather/Fiber Mix <input type="checkbox"/> Feather | Seat cushion <input type="checkbox"/> Fiber <input checked="" type="checkbox"/> Foam <input type="checkbox"/> Feather/Fiber Mix <input type="checkbox"/> Feather | Back cushion <input type="checkbox"/> Fiber <input checked="" type="checkbox"/> Foam <input type="checkbox"/> Feather/Fiber Mix <input type="checkbox"/> Feather | | |
|  | COMFORT | Standard Comfort <input checked="" type="checkbox"/> | Firm Comfort <input checked="" type="checkbox"/> | | | |
|  | FUNCTION | Bed <input type="checkbox"/> | Electric motion <input checked="" type="checkbox"/> | Motion <input type="checkbox"/> | Recliner <input type="checkbox"/> | Sliding <input type="checkbox"/> |
|  | OPTIONS | Nails <input type="checkbox"/> | Removable <input type="checkbox"/> | Contrast Stitching <input checked="" type="checkbox"/> | | |

NOTES

- Contrast stitching is available only with certain covers and option is managed directly in NARES.
- Dual power mechanism with internal switch that activates recliner and headrest
- The power switch is located on inside panel of the arm which also includes an USB charging port
- Stationary versions have manually adjustable headrests.
- All arms, back and seat surfaces are covered in Top Grain.
- This model is available with split leather exterior covering (Side, Rear and Front Panels)
- Tight Seat Cushion (the seat cushions of the models are fixed to the frame)
- Tight Back Cushion (the back cushions of the models are fixed to the frame)
- No Leather Side (the sectional pieces have the side covered with lining and not leather)
- Wood Frame
- Without Feet Assembled (the feet will be in a bag inside the package)
- Plastic Wrap (the model will be wrapped in a plastic bag)
- Feet height 5,0 cm

NOTES
