

High Pressure Laminate

Material, Maintenance & Storing



Material

HPL/Compact laminate table tops are made from resin-impregnated paper, which has been compressed under very high pressure into a strong material with a scratch-resistant surface. Compact laminate table tops generally require a minimum of maintenance.

It is natural for the edges of the table top to grow lighter over time.

To maintain the deep black colour of the edges, treat them with a little linseed oil.

Over time, tiny cracks can develop around the edges of the table top.

Maintenance & cleaning

Clean the table top with a moist microfibre cloth. Most stains can be removed with water and ordinary all-purpose cleaner or dishwashing detergent.

For more stubborn stains, a dab of concentrated detergent can be effective.

We also recommend cleaning the entire table thoroughly 2-3 times a year.


Never use abrasive or highly aggressive cleaning products, such as steel wool, scouring powder or other polishes (for home use), to clean laminate table tops, as they can scratch the surface and cause irreparable damage to your table top.

Storing


There are several ways to properly store your table in the autumn and winter months for maximum protection and to make spring cleaning easier.

- 1) It is best to store your table indoors.
- 2) Alternatively, it can be stored on a covered terrace, patio or carport, where it is protected from the elements.
- 3) Finally, your table can be stored outdoors under a furniture cover. Please note, however, that condensation can form under the furniture cover, which can cause mould and mildew. Therefore, make sure to lift the cover away from the table top to ensure proper air circulation and minimise condensation.


Variants



White (HPW)



Grey (HPG)



Dark grey structure
(HPSDG)

For further questions, please contact info@cane-line.com or visit Cane-line.com